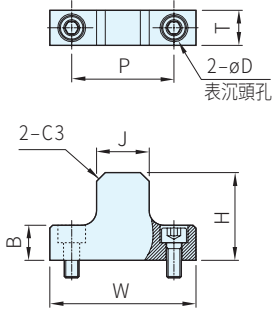


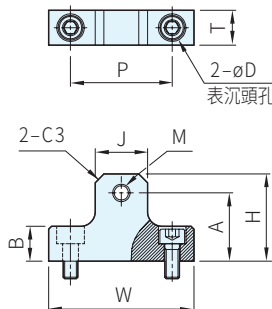


本體		螺絲		固定銷
材質	處理	材質	處理	材質
SS400	染黑	SCM435	染黑	SUJ2
SUS304	-	SUSXM7	-	

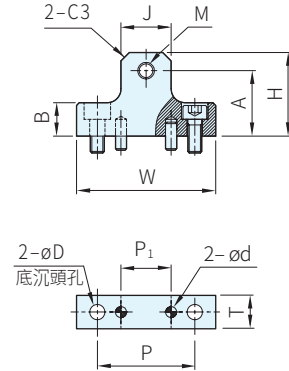
WAT-LSC



WAT-LSCN



WAT-LSCN-N



鐵		不銹鋼		線軌 尺寸	對應廠商產品			W	H	B	J	P	T	D	附屬品 螺絲
品號	庫存	品號	庫存		IKO	NSK	THK								
WAT-LSC-01	△	WAT-LSC-01S	△	15	-	-	SRS15M	50	30	12	18	35	12	5.5	M5×16
WAT-LSC-02	△	WAT-LSC-02S	△		LWH15	LS15AL	HSR15A		38						
WAT-LSC-03	△	WAT-LSC-03S	△		-	LH15AN	-		43						
WAT-LSC-02	△	WAT-LSC-02S	△	20	-	-	SRS20M	50	38	20	20	16	6.6	M6×20	
WAT-LSC-04	△	WAT-LSC-04S	△		LWH20	LS20AL · LH20AN	HSR20A		45						
WAT-LSC-05	△	WAT-LSC-05S	△		-	-	SRS25M		40						
WAT-LSC-06	△	WAT-LSC-06S	△	25	LWH25	LS25AL · LH25AL	HSR25A	65	51	16	45	16	9.0	M8×20	
WAT-LSC-07	△	WAT-LSC-07S	△		LWH30	LS30AL · LH30AL	HSR30A		57						
WAT-LSC-08	△	WAT-LSC-08S	△		LWH35	LS35AL · LH35AL	HSR35A		63						

鐵		不銹鋼		線軌 尺寸	對應廠商產品			W	H	A	B	J	P	T	M (細牙)	D	附屬品 螺絲
品號	庫存	品號	庫存		IKO	NSK	THK										
WAT-LSCN-01	△	WAT-LSCN-01S	△	15	-	-	SRS15M	50	30	23.5	12	18	12	M6×P0.75	5.5	M5×16	
WAT-LSCN-02	△	WAT-LSCN-02S	△		LWH15	LS15AL	HSR15A		38								
WAT-LSCN-03	△	WAT-LSCN-03S	△		-	LH15AN	-		43								
WAT-LSCN-04	△	WAT-LSCN-04S	△	20	-	-	SRS20M	50	35	27.5	20	35	M8×P1.0	6.6	M6×20		
WAT-LSCN-05	△	WAT-LSCN-05S	△		LWH20	LH20AN	HSR20A		45								
WAT-LSCN-06	△	WAT-LSCN-06S	△		-	-	SRS25M		40								
WAT-LSCN-07	△	WAT-LSCN-07S	△	25	-	-	SRS25M	65	40	32.5	16	16	9.0	M8×20			
WAT-LSCN-08	△	WAT-LSCN-08S	△		LWH25	LH25AL	HSR25A		48								
WAT-LSCN-09	△	WAT-LSCN-09S	△		LWH30	LH30AL	HSR30A		51								
WAT-LSCN-10	△	WAT-LSCN-10S	△	30	LWH30	LS30AL · LH30AL	HSR30A	65	57	49.5	24	45	20	9.0	M8×20		
WAT-LSCN-11	△	WAT-LSCN-11S	△		LWH35	LS35AL · LH35AL	HSR35A		63								

鐵		不銹鋼		線軌 尺寸	對應廠商產品			W	H	A	B	J	P	P ₁ ±0.02	T	M (細牙)	D	d H7	附屬品	
品號	庫存	品號	庫存		IKO	NSK	THK												螺絲	固定銷
WAT-LSCN-01N	△	WAT-LSCN-01SN	△	15	-	-	SRS15M	50	30	23.5	12	18	12	M6×P0.75	5.5	M5×16	4×10	4×10		
WAT-LSCN-02N	△	WAT-LSCN-02SN	△		LWH15	LS15AL	HSR15A		38											
WAT-LSCN-03N	△	WAT-LSCN-03SN	△		-	LH15AN	-		43											
WAT-LSCN-04N	△	WAT-LSCN-04SN	△	20	-	-	SRS20M	50	35	27.5	20	35	18	M8×P1.0	6.6	M6×20	5×12			
WAT-LSCN-05N	△	WAT-LSCN-05SN	△		LWH20	LS20AL	-		43											
WAT-LSCN-06N	△	WAT-LSCN-06SN	△		LWH20	LH20AN	HSR20A		45											
WAT-LSCN-07N	△	WAT-LSCN-07SN	△	25	-	-	SRS25M	65	40	32.5	16	16	20	9.0	5×8	M8×20	5×12			
WAT-LSCN-08N	△	WAT-LSCN-08SN	△		LWH25	LS25AL	-		48											
WAT-LSCN-09N	△	WAT-LSCN-09SN	△		LWH25	LH25AL	HSR25A		51											
WAT-LSCN-10N	△	WAT-LSCN-10SN	△	30	LWH30	LS30AL · LH30AL	HSR30A	65	57	49.5	24	45	20	9.0	5×8	M8×20	5×12			
WAT-LSCN-11N	△	WAT-LSCN-11SN	△		LWH35	LS35AL · LH35AL	HSR35A		63											

Ps. 備註

· 使用在線軌的防脫落和位置定位

Wa. 注意

· 以上產品是本公司自訂規格；記載之對應廠商產品，請貴客戶自行確認

訂貨： 交期： 天